



FINANCES PUBLIQUES

Data sheet

Online procedures

**The "Gérer mes biens
immobiliers" service**

Overview



**RÉPUBLIQUE
FRANÇAISE**

*Liberté
Égalité
Fraternité*

Contents

- 1. Overview of "Gérer mes biens immobiliers": features and rollout schedule.....3
- 2. Getting started with "Gérer mes biens immobiliers"4
 - 2.1. Accessing your professional account.....4
 - 2.2. Accessing the service.....5
 - 2.3. Displaying key information about your properties.....8
 - 2.4. Displaying individual properties.....9
 - 2.5. If you have more than 200 properties..... 10
- 3. FAQ..... 11
- 4. Troubleshooting..... 11

This document introduces the "Manage my property" service, the rollout schedule and the features available to users, including professionals. It also provides a step-by-step guide to the use of this online service.

Before you get started

- You must have a professional account. For more information on how to create a professional account, please refer to one of the following data sheets:
 - "[Créer un espace professionnel expert](#)" (Creating an expert professional account)
 - "[Créer un espace professionnel simplifié et adhérer aux services](#)" (Setting up a professional account in basic mode and signing up for services)
- You must have previously registered for the "Gérer mes biens immobiliers" service. For more information on how to register, please refer to the data sheet "[Demander une](#)
- [adhésion aux services en ligne \(mode expert\)](#)" (Registering for online services (expert mode))
- You will need to log into your professional account via the www.impots.gouv.fr website. Click on "Votre espace professionnel".

1. Overview of "Gérer mes biens immobiliers": features and rollout schedule

A new online service, "Gérer mes biens immobiliers", has been available since August 2021. Now, any property owner, whether an individual or a professional (legal entity), that has a secure account on impots.gouv.fr can access a nationwide list of all their built properties together with their characteristics (surface area, number of rooms, lot number, etc.).

Eventually, this service will enable users to comply with their property-related reporting obligations online, to submit property declarations electronically, to settle urban planning taxes and to declare the occupants of residential premises. The service will also make it possible to collect rents for rented residential premises from landlords as part of the revision of rental values.

Rollout schedule:

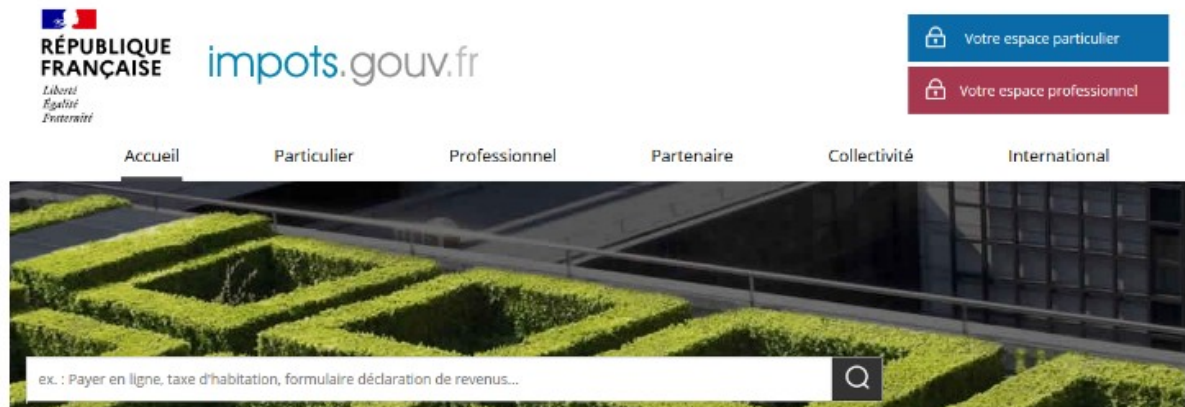
- **August 2021:** opening of the service offering all owners a view of all their built properties located in France together with their characteristics
- **Autumn 2022:** opening of the online property declaration service, including settlement of urban planning taxes
- **Early January 2023:** opening of the online declaration service for occupancy status and rents

The autumn 2022 and January 2023 components will be the subject of a specific announcement and will lead to the present data sheet being updated.

2. Getting started with "Gérer mes biens immobiliers"

2.1. Accessing your professional account

Start at the home page of the www.impots.gouv.fr website.



➤ Click on "Votre espace professionnel" (Your professional account)

The following screen will appear:



➤ Enter the e-mail you used to sign up and your password and click on "Connexion" (Connect)

2.2. Accessing the service

➤ Click on "Démarches" (Procedures) and then on "Gérer mes biens immobiliers"

impots.gouv.fr AIDE

PROFESSIONNELS

GÉRER CONSULTER DÉCLARER PAYER DÉMARCHES MESSAGERIE

Espace professionnel

M. Martin Dupont
Abonné : 20100987654321

➤ Espace pro. Impots.gouv.fr
➤ Quitter

➤ Aide : tous les pas-à-pas

Messagerie
➤ Adresse électronique de l'entreprise [+]
➤ En savoir plus

MON ESPACE

- Gérer les services
- Gérer les comptes bancaires [+]
- Gérer les contrats de prélèvement automatique [+]

MES AUTRES SERVICES

- Calendrier fiscal
- Tests économie collaborative
- Coordonnées du gestionnaire

DOSSIER COURANT

SIREN 987123654
SARL DUPONT DISTRIBUTION

MES SERVICES

Déclarer

- TVA
- Impôt sur les sociétés
- Taxe sur les salaires
- CVAE
- Revenus de capitaux mobiliers
- Résultat [+]
- Économie collaborative [+]

Payer

- TVA
- CVAE
- Revenus de capitaux mobiliers
- Prélèvement à la source [+]
- CFE et autres impôts
- Dette fiscale [+]

Démarches

- Accéder à mes démarches
- Accéder au mini-guichet T.V.A. U.E.
- Gérer mes biens immobiliers

The "My Properties" dashboard will appear, where each of your properties are listed in a series of boxes. Each page holds a maximum of 6 properties.

If you own more than 200 properties, please refer to Section 2.5.

PROPERTIES

Service disponible en français

MY PROPERTIES

Filter your properties (by address, tax number of the premises, etc.)

Show details for properties

 Professional premises PARIS (75008) 49 BOULEVARD DE COURCELLES 131 m ² Consult	 Flat PARIS (75008) 49 BOULEVARD DE COURCELLES 12 m ² 4 rooms Consult	 Flat PARIS (75008) 49 BOULEVARD DE COURCELLES 172 m ² 7 rooms Consult
 Separate room PARIS (75008) 49 BOULEVARD DE COURCELLES 10 m ² Consult	 Cellar, utility room PARIS (75008) 49 BOULEVARD DE COURCELLES 9 m ² Consult	 Professional premises PARIS (75008) 49 BOULEVARD DE COURCELLES 390 m ² Consult

[←](#) 1 2 3 4 5 All [→](#)

ABOUT THIS SERVICE

**GÉRER
MES BIENS
IMMOBILIERS**

[▶ Découvrez le service en vidéo](#)

Why aren't all my properties displayed?

Why is a property that I recently sold still listed?

In the description of the premises, what do surface area and the number of rooms refer to?

[More questions](#)

LIST OF MY PROPERTIES

If you are familiar with using a spreadsheet (Calc, Excel, etc.), you can download the list of your properties.

[Open the dedicated interface](#)

Please note: the "Gérer mes biens immobiliers" service is available in French and English:




Mon espace professionnel
impots.gouv.fr



SARL DUBOIS
N° SIRET : 987 654 321

Biens immobiliers

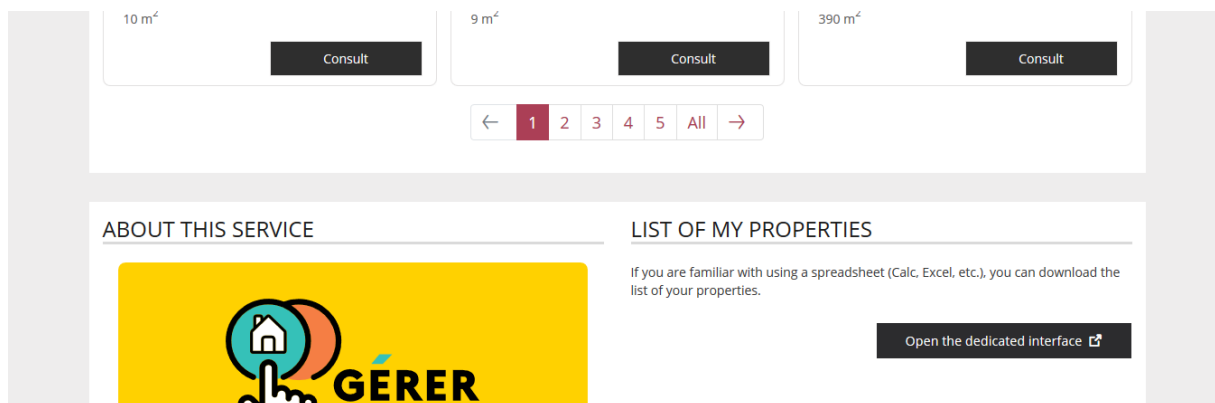
BIENS IMMOBILIERS

Service available in English 

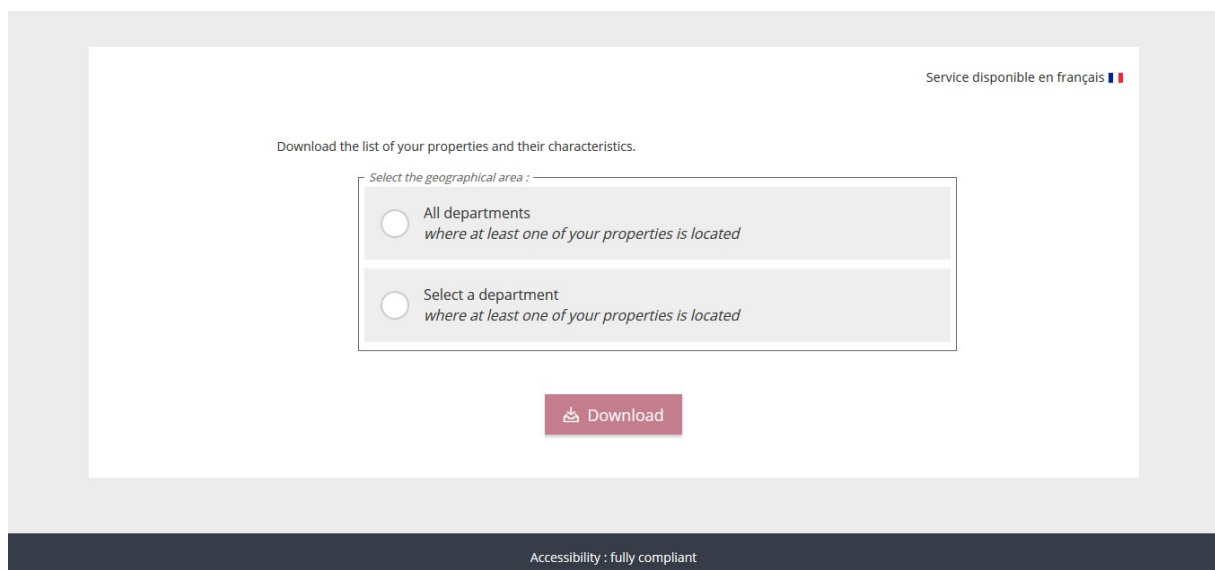
To quickly find a property (based on the location, type of premises or its identification number), use the search tool on the home page:



You can also download the list of your properties in spreadsheet format. Below the dashboard, click on:




You can then download the list, either for all of France or for each *département*:

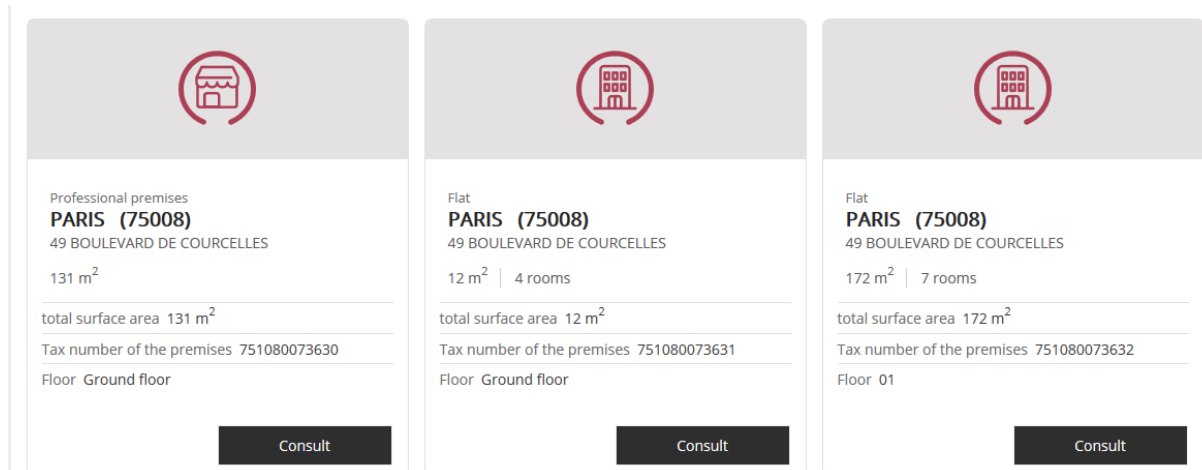


2.3. Displaying key information about your properties

To display key information about the list of properties, click on "Show details for properties":






This will display key information about the premises: floor, lot number, etc.



2.4. Displaying individual properties




For a detailed description of each of your properties, click on the "Consult" button shown in each box:

  SCI COURCELLES 49
N° SIRET : 038703013

PROPERTIES Service disponible en français 

MY PROPERTIES


Show details for properties

 <p>Professional premises PARIS (75008) 49 BOULEVARD DE COURCELLES 131 m²</p> <p>Consult</p>	 <p>Flat PARIS (75008) 49 BOULEVARD DE COURCELLES 12 m² 4 rooms</p> <p>Consult</p>	 <p>Flat PARIS (75008) 49 BOULEVARD DE COURCELLES 172 m² 7 rooms</p> <p>Consult</p>
---	---	--

A full description of the property is then displayed:

Properties > Consult a property

CONSULT A PROPERTY

Service disponible en français 

DESCRIPTION OF PROPERTY



Description available for download

The current description is also available for download (in PDF format).



Download

Tax number of the premises

Type of premises

No. and street

Postcode

Town/city

Building

Entrance (or stairwell)

Floor

Door

Land registry office references for the plot

Main section :

Surface area

The number of rooms

Category

PROPERTY RIGHTS

Nature

The information displayed is that which is available to the French tax authorities: identifying elements and a general description of the property in question, as well as the right exercised (owner, life tenant, etc.).

Click on the "Download" button to save it to your device:

Properties > Consult a property

CONSULT A PROPERTY Service disponible en français

DESCRIPTION OF PROPERTY


Description available for download
The current description is also available for download (in PDF format). [Download](#)

Tax number of the premises

2.5. If you have more than 200 properties

There is a special interface for owners of more than 200 properties, where they can upload the list of their properties and, in time, file electronic declarations. You can search for properties by entering their tax number (this number does not change).

PROPERTIES

Service disponible en français 


LARGE ACCOUNTS

You have more than 200 premises : In order to facilitate your procedures, a dedicated interface is at your disposal. This interface allows you to consult your properties (and their characteristics) and to carry out all your declarations, via a file sharing system.

A unitary access is available to consult the page of a property or to carry out occasional procedures.

LIST OF YOUR PROPERTIES

Your properties and declarations in files.

[Open the dedicated interface](#) 

UNITARY ACCESS


Consult a property and carry out the procedures associated to this property.


Tax number of the premises


[Open the page detailing the property](#)


ABOUT THIS SERVICE



Why aren't all my properties displayed? 

Why is a property that I recently sold still listed? 

In the description of the premises, what do surface area and the number of rooms refer to? 

[More questions](#) 

Additional features – including online submission of property declarations, settling urban planning taxes and declaration of the occupants of residential premises and associated rents – will be described at a later date.

3. FAQ

A list of frequently asked questions can be found on the www.impots.gouv.fr [website](#).

4. Troubleshooting

If you need more information, contact our hotline from 8.30 am to 7 pm, Monday to Friday, in one of the following two ways:

- By telephone at +33 400 210 0940 1401 (free service + carrier's charges)
- Using the electronic form available on the www.impots.gouv.fr website. Click on "Contact", "Accéder" (Access), "Professionnel", "Une assistance aux téléprocédures" (Help with online procedures), "En ligne par formuel pour une procédure EFI" (Online form for EFI procedures), and then "Accéder au formuel" (Open form).